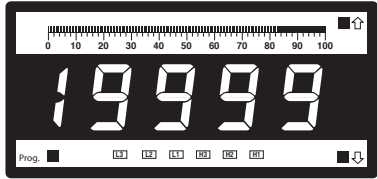


Texmate Meter Case Dimensions & Panel Cutout Reference

(For detail case dimensions please refer to individual data sheet)



GI-50E (1/4 DIN)

Bezel Dimensions:
 • W: 5.67" (144mm)
 • H: 2.83" (72mm)

Panel Cutout:
 • W: ??" (??mm)
 • H: ?? (??mm)
 • D: ?? (??mm)



CM, CP, PM, RD, SM, SP, TM & AM-20

Bezel Dimensions:
 • W: 2.74" (69.6mm)
 • H: 1.16" (29.4mm)

Panel Cutout:
 • W: 2.55" (64.8mm)
 • H: 0.97" (24.7mm)
 • D: 4.03" (102.4mm)



FL-B101, FL-B201, FX-B101 (9/64 DIN)

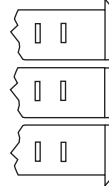
Bezel Dimensions:
 • W: 1.42" (36mm)
 • H: 5.67" (144mm)

Panel Cutout:
 • W: 1.30" (33mm)
 • H: 5.43" (138mm)
 • D: 5.39" (137mm)



RP & UM-Series (Replacer)

Panel Cutout:




Center Bezel Dimensions:
 • W: 2.74" (69.6mm)
 • H: 0.96" (24.4mm)

End Bezel Dimensions:
 • W: 2.74" (69.6mm)
 • H: 1.06" (26.7mm)



DI, DL, DU, DX, SD-Series & short depth (1/8 DIN)

Bezel Dimensions: **Panel Cutout:**



VT-9610 (1/4 DIN)

Bezel Dimensions: **Panel Cutout:**



MU-Series (1/32 DIN)

Bezel Dimensions: **Panel Cutout:**



DVM-Series

Bezel Dimensions: **Panel Cutout:**



AM-20D, AM-30, BH-Series, BL-Series, BL-B101, BN-Series, BX-Series, BX-B30, DD-40 & SB (1/16 DIN)

Bezel Dimensions: **Panel Cutout:**



PL-B101 (3/32 DIN)

Bezel Dimensions: **Panel Cutout:**



VT-4810 (1/16 DIN)

Bezel Dimensions: **Panel Cutout:**