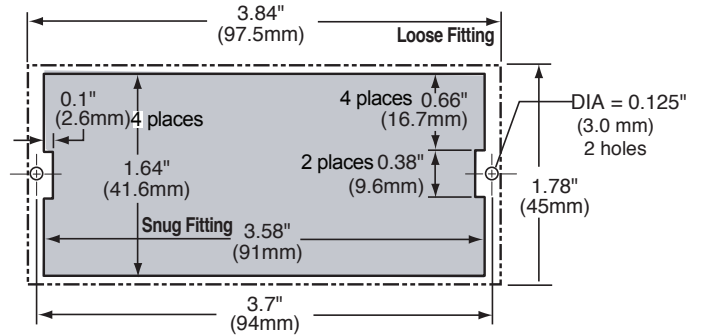
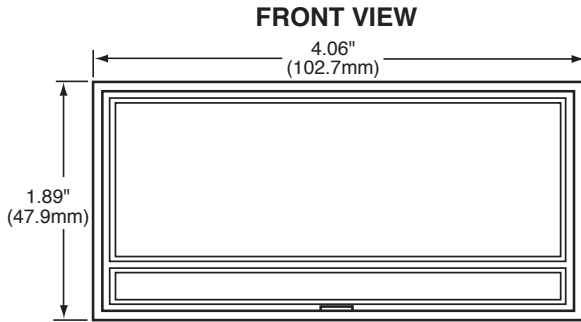


NEMA Case Dimensions and Panel Cutouts

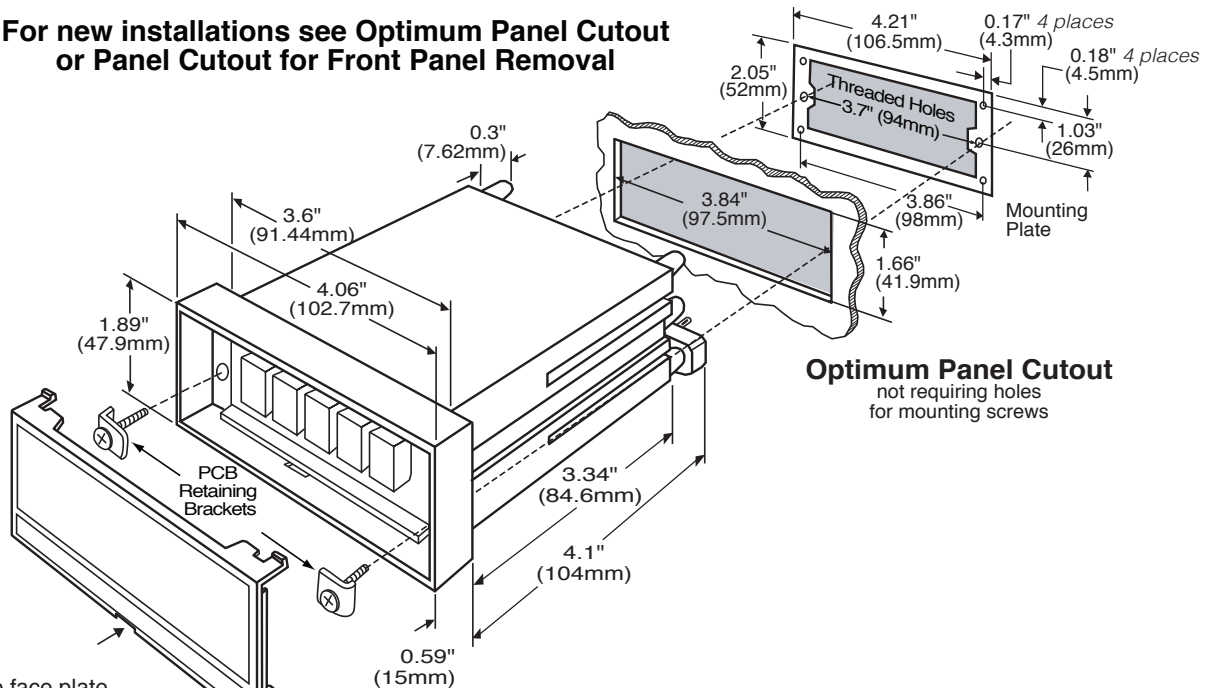
This NEMA Case will fit any existing cutout with dimensions that are between the Snug and Loose Fitting dimensions shown below.



Panel Cutout for Front Panel Removal

To enable removal of the panel meter from a mounting panel without requiring rear access, make the panel cutout as shown above, using the mounting plate supplied with the meter as a template. The mounting holes should then be tapped to match the mounting screws.

For new installations see Optimum Panel Cutout or Panel Cutout for Front Panel Removal



Optimum Panel Cutout
not requiring holes for mounting screws

To remove the face plate, carefully insert screwdriver blade at bottom slot to release catch and gently pry outward to release the plate.