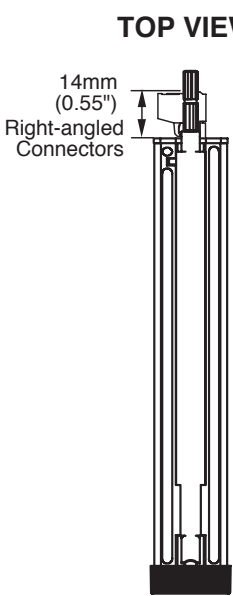
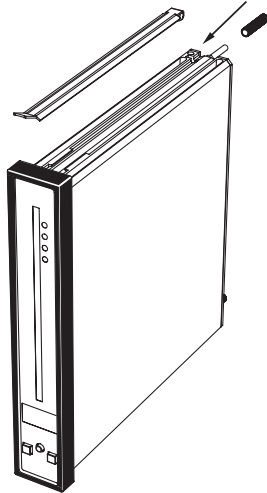


3/32 DIN 24x144mm (0.95"x5.69") Case Dimensions and Panel Cutout

TOP VIEW

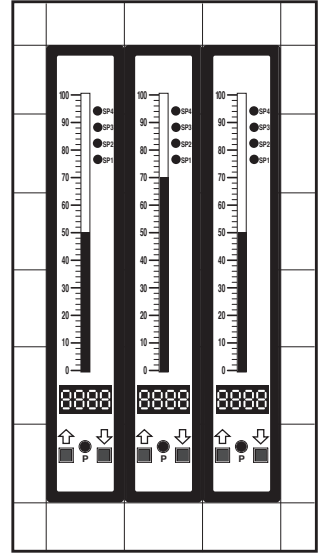


Remove screw from top and bottom to open back panel.

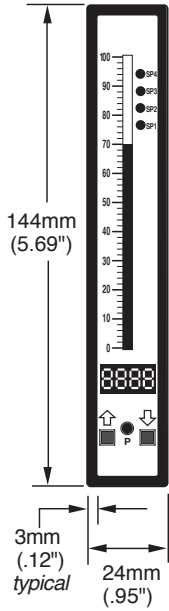


Panel adaptor plates are available to retrofit most existing panel cutouts.

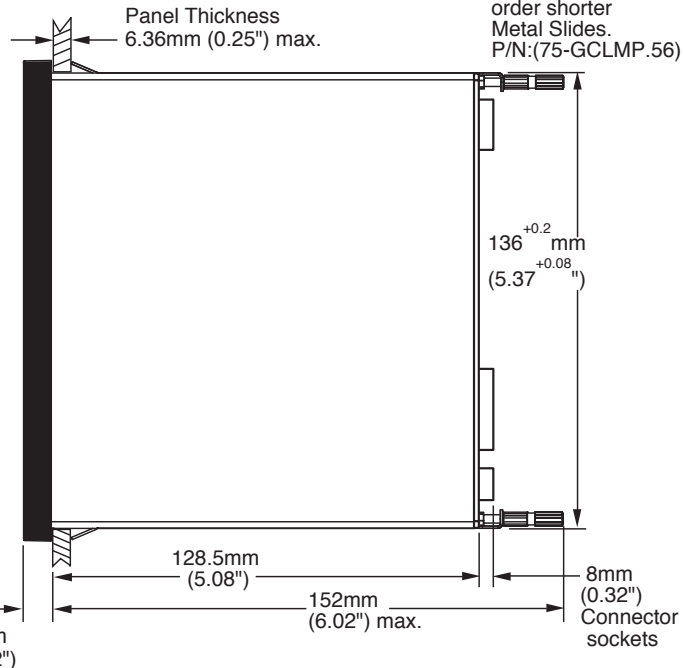
The 24x144mm case is particularly suitable for mounting in mosaic panels or thick insulative panels. They can also stack mount, 3 up in existing cutouts for 9/32 DIN (72x144mm).



3/32 DIN 24x144 mm



FRONT VIEW



SIDE VIEW

PANEL CUTOUT

