



## Switchboard Style Bargraph MicroPLC

- General Monitoring and Control Applications
- Great Visualization of Key Process Measurements
- Independent 6 Digit Display & 101 Segment Bargraph
- Linear and Center Zero (+/-) Bargraph Capability
- Standard ANSI AB40 Rugged Polycarbonate Case
- Optional RS-232, RS-485 or Ethernet (ASCII or Modbus RTU)
- Multiple Alarms with Digital and Relay Output Options
- Wide Power Supply Range (AC or DC)
- Optional Single or Dual Analog Output (4-20mA/DCV)
- Datalogging and 2 Channels of PID Control
- Custom Applications & User Interfaces with TexBASIC

**NEW**  
Starting from  
US\$625  
Red Bar  
Red Digits

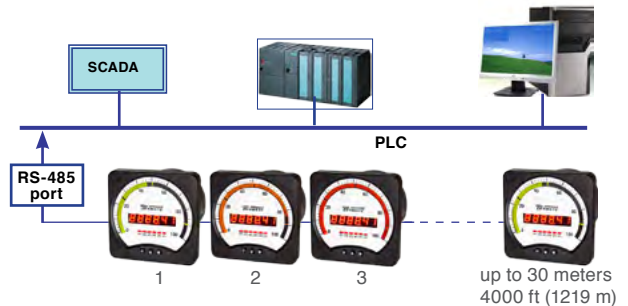


Model: CI-B101D60A



■ Over 140 different single, dual, triple and quad input Signal Conditioning modules for measurement of:

- |                       |                           |
|-----------------------|---------------------------|
| - AC Volts or Current | - Strain/Load Cell        |
| - DC Volts or Current | - Direct Pressure         |
| - Single Phase Power  | - pH                      |
| - Process Loops       | - Displacement / Movement |
| - Thermocouples/RTDs  | - Freq./RPM/Counters      |
| - Resistance          |                           |



▶ Enjoy the power of the Texmate Tiger family's high performance, microPLC capabilities in a switchboard style meter. When the Tri color bar display is used, the circular bargraph can show the status of critical parameters relative to key setpoints (e.g., green means parameter under control, orange means the parameter has crossed a warning setpoint, red means the parameter has crossed a danger setpoint) and activate related alarms (digital outputs, relay or SSR outputs).

▶ The digital display can show the value of a related parameter or measurement, and it can be set to flash when the danger setpoint is triggered by using a simple TexBASIC application. Perform cross channel match using built in

features or perform complex math and analysis using a TexBASIC application with a custom user interface. Use the relay outputs or analog output (process loop) for process control with built in hysteresis or PID control algorithms.

▶ Datalogging of up to 4000 samples in on-board non-volatile is optional as is logging to a 2 gigabyte SD card for thousands of more samples, add the optional real time clock for accurate time stamps when OR91 option is used.

▶ Connect the meter to a DCS or SCADA system via optional RS-232 or RS-485 supporting TextASCII or Modbus RTU protocols. The optional Ethernet connectivity (ASCII/Modbus) coupled with a simple TexBASIC application

and our Data Server PC software brings high level data historian, alarm emails, inter-meter communication, and a browser-based HMI to your application.

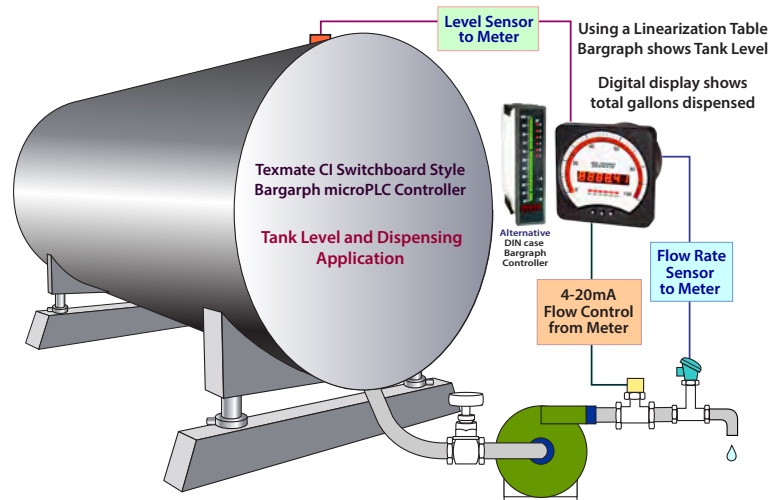
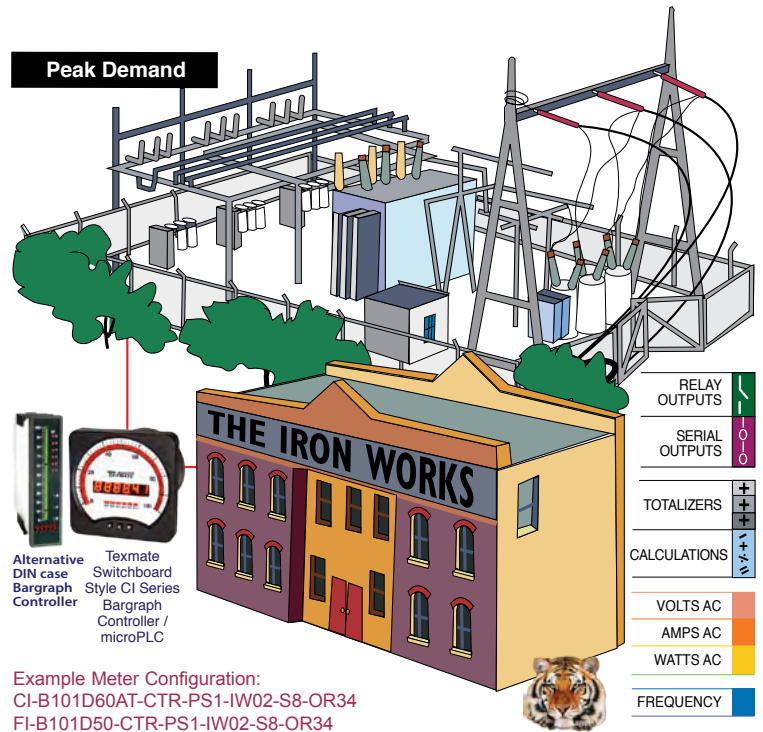
▶ The PC-based Texmate Configuration Utility allows you to easily configure meter operation and copy that setup to other meters.

▶ Applications include power/energy metering/submetering, solar, conveyor speed control, manufacturing process control, rudder control (+/- from center value), tank level (bargraph) and fill/dispense rate (digital), sound level, chemical process pH, heating/cooling, flow rate (bargraph) and total dispensed (digital), etc.

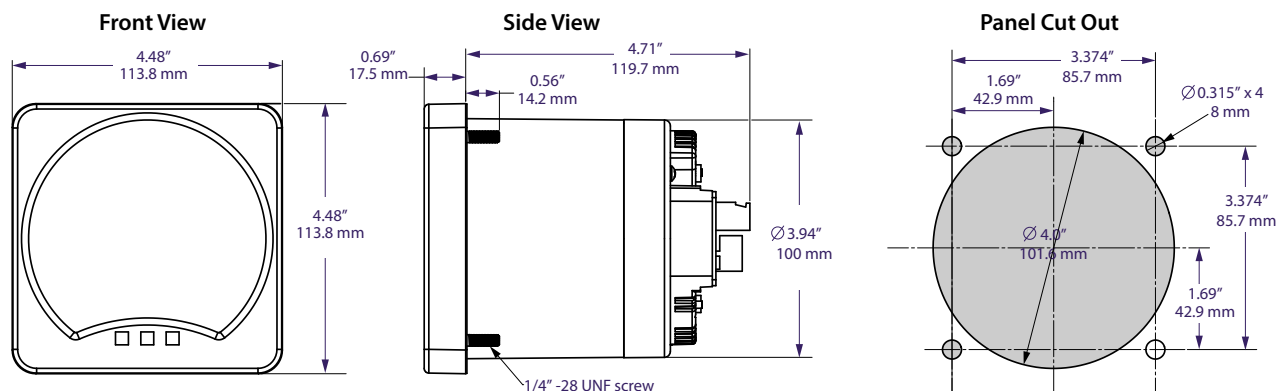
## ■ Application Examples

Electricity demand and peak demand are important cost drivers in manufacturing. Submetering is used to monitor demand and peak demand to control cost. The CI-B101D60AT makes an ideal choice for submetering applications. It is easily configured via a TexBASIC application to:

- Show real time Demand (kW) on the bargraph with setpoints showing Demand Charge levels.
- Show current Peak Demand on the digital display.
- A button can be programmed to switch the digital display between Peak Demand and current power consumption (kWh) (for the shift, day or month).
- Using optional OR91 SD card to log each 15 minute averaged Peak Demand for the full monthly billing cycle; download these data via Ethernet and a free Texmate software utility to see when peak demands occur and develop plans to reduce power usage.
- Six LEDs are available to show which Demand Charge levels have been triggered.
- Relays and/or analog outputs can send alarm conditions to an external power controller to do load shedding (dim lights, turn off certain machines, etc.) or just trigger an alarm if Demand is within a certain percentage of a Demand Charge level so that operators can evaluate the situation and develop an immediate plan to reduce power.
- Custom messages/alerts can be scrolled across the digital display.
- Can also monitor kWh and time-of-use rates as setpoints with alarms to warn ahead of time when the energy rate is going to increase.



## ■ Case Dimension



- For ordering info call: 1-800-TEXMATE or 760 598-9899
- Email: [orders@texmate.com](mailto:orders@texmate.com)
- 450 State Place, Escondido, CA 92029

[www.texmate.com](http://www.texmate.com)