



## DVM-5

**Multi-Range Mini Meter  
3 1/2 Digit 0.276" LED  
in a Mini Case**

**Low cost, adjustable brightness, LED digital Mini-Meter.**

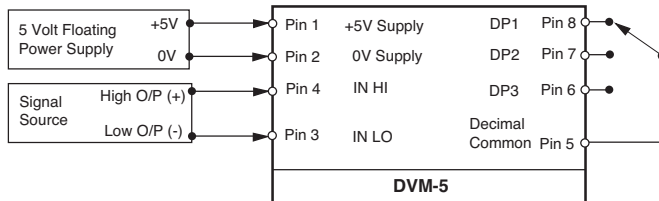
### General Features

The Texmate DVM-5 Mini-Meter™ is one of the world's smallest autozeroed, digital panel meters. It is offered in ranges of 200mV, 2V, 20V, and 200V full scale. The DVM-5 is designed for OEM's in the medical and scientific instrument field where small size and exceptional performance are important. This meter, although small, is very advanced and uses all surface mount technology. The brightness of the LEDs is adjustable.

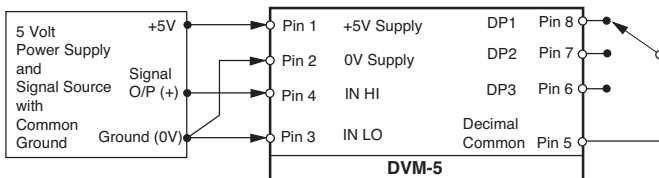
The DVM-5/4-20 is a version of the DVM-5 that is designed specifically for 4-20mA inputs. It comes standard with a scale of 0 to 1000, but other ranges are available on request. A zero pot is provided and the decimals are user-selectable. The DVM-5/4-20 is targeted for the process industry where space limitation is often a critical factor.

### Typical Application Connections

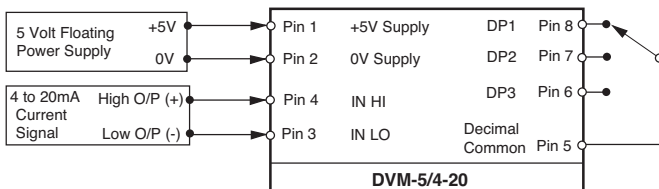
**Connections to the DVM-5 for use with a floating 5 volt power supply**



**Connections to the DVM-5 when the power supply and the source of the signal to be measured share a common ground (or low) terminal.** The power and signal "low" return lines must be separately connected to the source so that supply current does not influence the measurement.



**Connections to the DVM-5/4-20.** This instrument MUST only be used with a floating power supply.



### Compatibility

The DVM-Series have a matching Mini Case style that is compatible with all DVM-Series meters. The DVM-Series are designed for use when small spaces are available.

**Mini Case**  
1999

### Specifications

- Zero:**..... Autozeroed on DVM-5  
Adjustable on DVM-5/4-20
- Brightness:**..... The brightness adjustment is on the upper side and is marked "H". Use only insulated screwdriver for adjustment.
- Span:**..... Right side meter adjustment.
- Connection:**..... Meter is supplied with matching 9-pin male connector. Leads exit downward.
- Warm Up Time:** ..... 2 minutes
- Display:**..... 0.276" (7mm), Red or Green, 0-1999 counts
- Decimal Point:**..... User selectable
- Power Supply:**..... Regulated 5V  $\pm$ 5% DC
- Operating Temperature:** -10 to 50 °C
- Storage Temperature:** .. -20 to 70 °C
- Relative Humidity:** ..... 95% (non-condensing)
- Case Dimensions:** ..... 1.38"Wx0.5"Hx1.77"D (35x12.7x45mm)  
Front Bezel 1.46"x0.59" (37x15mm)  
Panel cutout 1.38"x0.5" (35x12.7mm)
- Weight:** ..... 0.64 oz (19gms)

### Model DVM-5/4-20 (4-20mA input range)

The standard DVM-5/4-20 is scaled for 4 to 20mA input to read 0 to 1000. Other ranges are available on request. The following ranges are available by ordering part number DVM-FSCL for special scaling from the factory.

0-200	0-500	0-900	0-1000
0-250	0-600	0-1250	0-1500
0-300	0-700	0-1750	0-1999
0-360	0-800		

**Maximum Loop Drop:** ...260mV @ 20mA

**Maximum Loop Res.:** .. 13 $\Omega$

Applications for 4-20mA input include pressure, temperature, level, flow and other process measurements.

OEM Applications include CATV systems, medical and scientific instruments.


### DVM Series, mini size and mighty performance

- DVM-5 ..... 3.5 digit Red LED, 5VDC Power, 2/20/200 VDC
- DVM-5/4-20 ..... 3.5 digit Red LED, 5VDC Power, 4-20 mA input
- DVM-5/CL ..... 3.5 digit Red LED, Loop Powered, 4-20 mA input (1000)

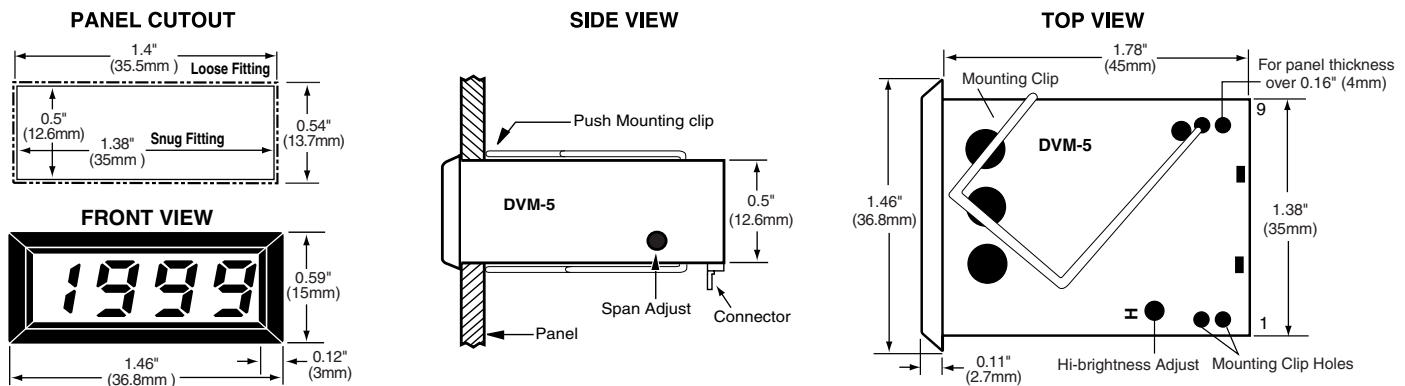
## Pin Descriptions

- Pin 1 = +5VDC Power Supply
- Pin 2 = 0 Volt Supply (Power Ground)
- Pin 3 = Signal Input "LOW"
- Pin 4 = Signal Input "HIGH"
- Pin 5 = Decimal Point Common
- Pin 6 = Decimal Point (DP3) 1XX.X
- Pin 7 = Decimal Point (DP2) 1X.XX
- Pin 8 = Decimal Point (DP1) 1.XXX

## Component Layout



## Case Dimensions And Mounting Instructions



## Ordering Information

### Standard Options for this Model Number

Part Number	Description
► <b>BASIC MODEL NUMBER</b>	
DVM-5	3.5 digit Red LED, 5VDC Power, 2/20/200 VDC
DVM-5/4-20	3.5 digit Red LED, 5VDC Power, 4-20mA input

### ► SPECIAL OPTIONS (Specify Inputs or Outputs & Req. Reading)

- DVM-FSCL . . . . . Special Range & Scale change DVM-5/4-20
- VDVM-200V . . . . . 200 VDC Range change for DVM-5
- VDVM-20V . . . . . 20 VDC Range change for DVM-5

Many other options and accessories are available. See full price list for more details.  
Prices subject to change without notice.

### WARRANTY

Texmate warrants that its products are free from defects in material and workmanship under normal use and service for a period of one year from date of shipment. Texmate's obligations under this warranty are limited to replacement or repair, at its option, at its factory, of any of the products which shall, within the applicable period after shipment, be returned to Texmate's facility, transportation charges pre-paid, and which are, after examination, disclosed to the satisfaction of Texmate to be thus defective. The warranty shall not apply to any equipment which shall have been repaired or altered, except by Texmate, or which shall have been subjected to misuse, negligence, or accident. In no case shall Texmate's liability exceed the original purchase price. The aforementioned provisions do not extend the original warranty period of any product which has been either repaired or replaced by Texmate.

### USER'S RESPONSIBILITY

We are pleased to offer suggestions on the use of our various products either by way of printed matter or through direct contact with our sales/application engineering staff. However, since we have no control over the use of our products once they are shipped, NO WARRANTY WHETHER OF MERCHANTABILITY, FITNESS FOR PURPOSE, OR OTHERWISE is made beyond the repair, replacement, or refund of purchase price at the sole discretion of Texmate. Users shall determine the suitability of the product for the intended application before using, and the users assume all risk and liability whatsoever in connection therewith, regardless of any of our suggestions or statements as to application or construction. In no event shall Texmate's liability, in law or otherwise, be in excess of the purchase price of the product.

Texmate cannot assume responsibility for any circuitry described. No circuit patent or software licenses are implied. Texmate reserves the right to change circuitry, operating software, specifications, and prices without notice at any time.

# TEXMATE INC

995 Park Center Drive • Vista, CA 92081-8397

Tel: 1-760-598-9899 • USA 1-800-839-6283 • That's 1-800-TEXMATE

Fax: 1-760-598-9828 • Email: sales@texmate.com • Web: www.texmate.com

Texmate has facilities in Japan, New Zealand, Taiwan, and Thailand. We also have authorized distributors throughout the USA and in 28 other countries.

For product details visit [www.texmate.com](http://www.texmate.com)

Local Distributor Address

Copyright © 2004 Texmate Inc. All Rights Reserved.